

To: SOCIAL WORK COMMITTEE OPERATIONS AND SERVICES COMMITTEE		Subject: AGE PROFILE OF VOLUNTEERS
From: DIRECTOR OF SOCIAL WORK		
Date: 7 th December 2004	Ref:JD/JN/BD/LC	

1. PURPOSE OF REPORT

The purpose of this report is to inform Committee on the age profile of volunteers in North Lanarkshire

2. BACKGROUND

2.1 At its February 2004 meeting the Committee noted a report that included general statistics on the age profile of volunteers in Scotland. This report stimulated debate on the situation experienced in volunteering in North Lanarkshire. The following information is collated from the *Volunteer Centre North Lanarkshire's* annual report covering the period 2003 - 2004.

3. CURRENT SITUATION

3.1 In Scotland 1.52 million people volunteer. The *Scottish Household Survey* indicates that volunteering levels are lower in areas of greater need as influenced by factors such as employment, socio-economic status (including disability), benefit claimants and disengaged young people. The survey places North Lanarkshire demographics alongside Glasgow for having lower levels of formally recorded volunteering among the population.

3.2 The *Volunteer Centre North Lanarkshire's* report indicates that the figures forming the basis of its report show an increase in numbers of people placed of 52.5% compared to the previous year.

3.3 The Volunteer Centre has a registration process for individuals interested in volunteering in North Lanarkshire. During the twelve-month period covered by the report 662 new registrations were recorded.

4. PROFILE

4.1 In North Lanarkshire the gender breakdown indicates that there is a female population of 52% compared to a male population of 48%. In terms of new volunteer registrations the breakdown highlights that 62% are from females and 38% from males. (See figure 1 & 2)

4.2 Of all the new registrations in 2003 - 2004 the number that came from a Social Inclusion Partnership area in North Lanarkshire was 28%. This generally reflects the population figures for SIP residents in the area.

4.3 The age breakdown of new volunteer registrations highlights the

26 - 39 year age group as the highest proportion of registrations with 33%

The next highest age-group registering was the 40 - 49 year age bracket at 22.8%.

The 16 - 25year age group followed this at 21.6%.

16% came from the over 50yrs age group of which 5.3% were over 60 years of age.
(See Figure 3)

4.4 The report suggests that younger volunteers tend to volunteer for short periods of time while the over 50's tend to settle into their volunteering as "an integral part of their weekly or monthly routine". In essence the bulk of volunteers are under the age of 40.

4.5 The Volunteer Centre provides information on the reasons for volunteering.
This breaks down as:

- 36% to use spare time well
- 19% to get help into employment
- 12% to meet new people
- 11% to help people
- 11% to learn new skills
- 6% to increase confidence

(See Figure 4)

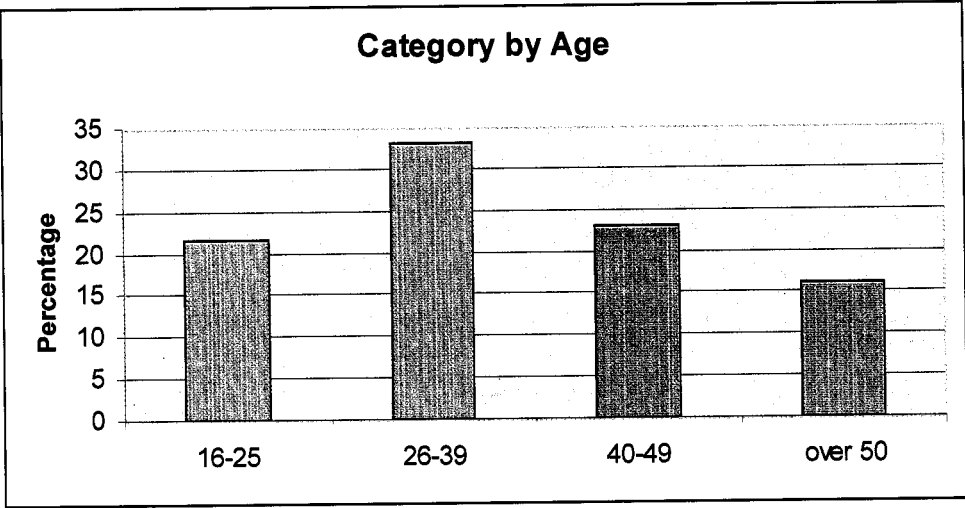
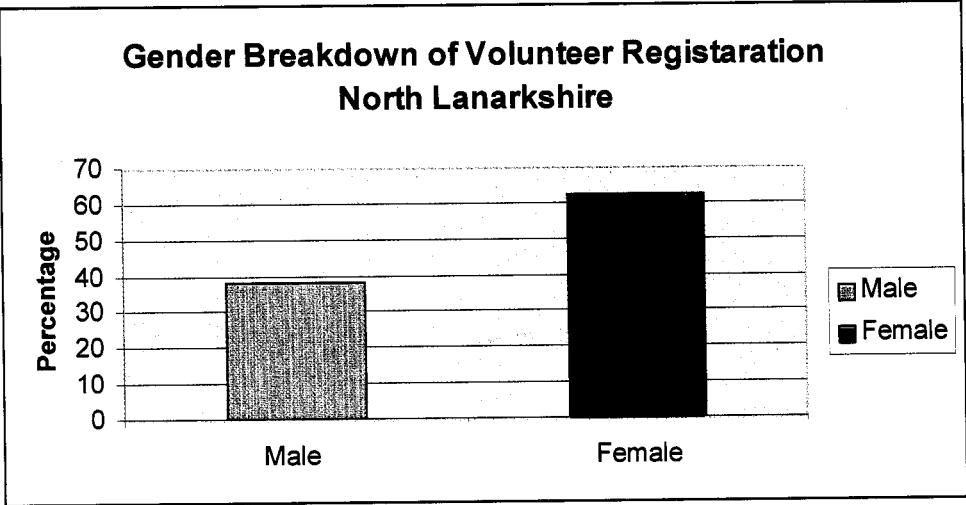
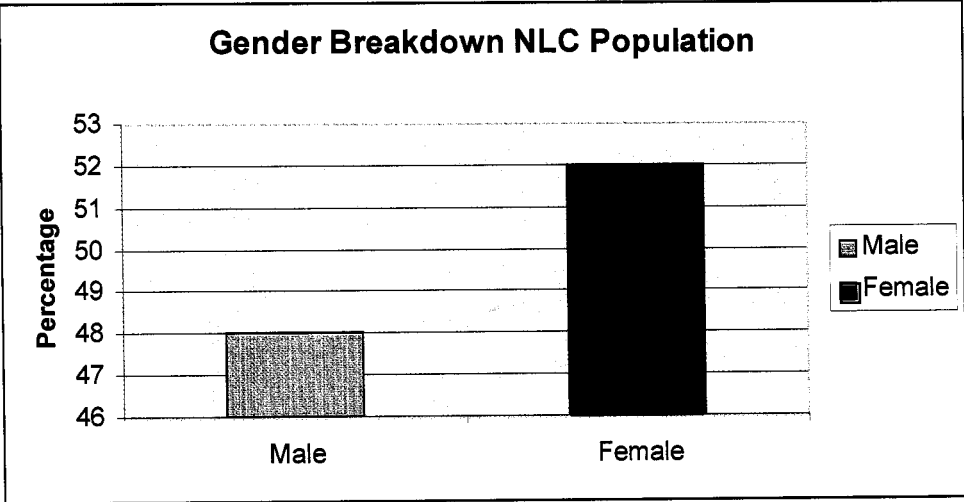
5. RECOMENDATION


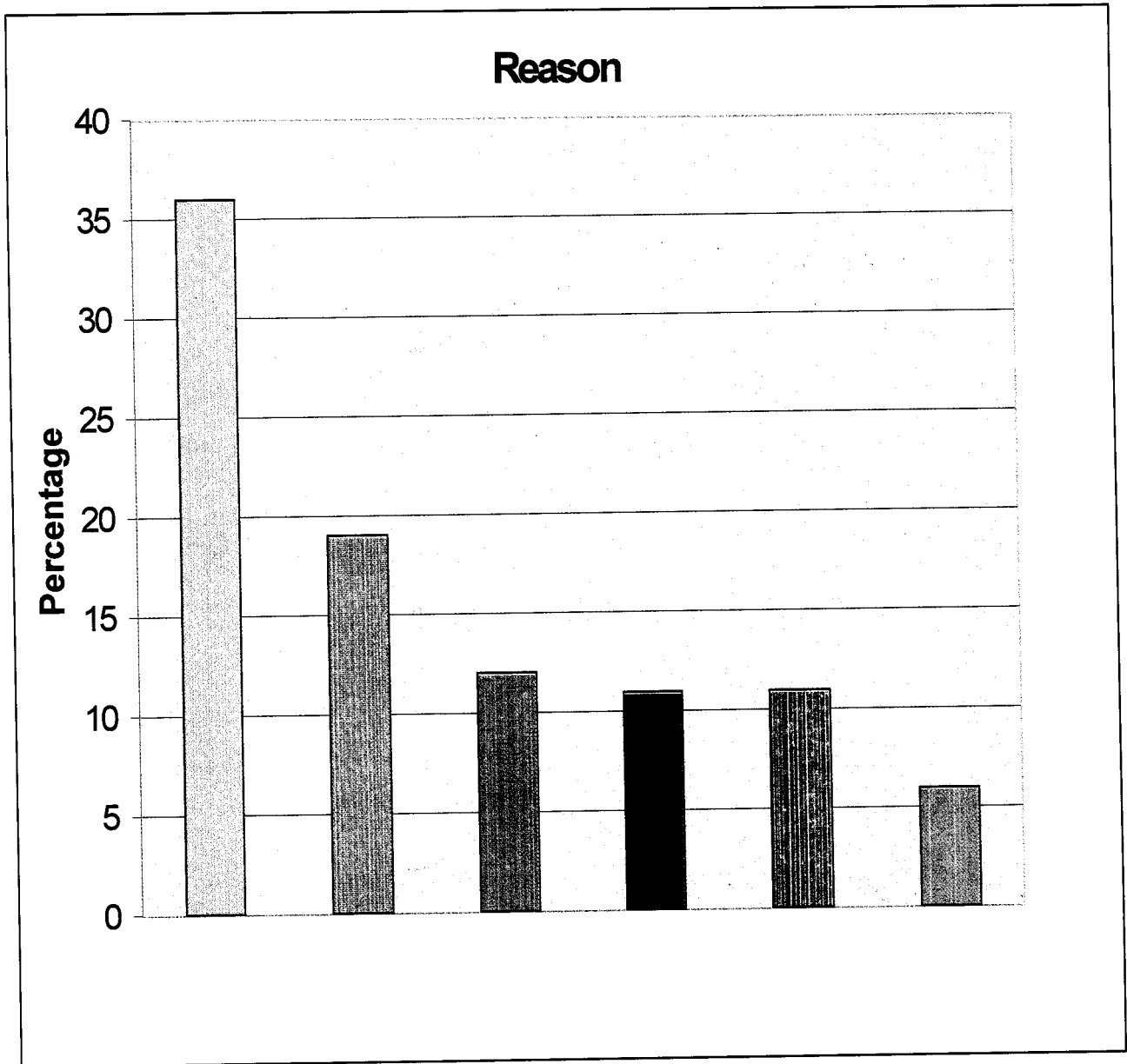
5.1 Committee is asked to note the contents of this report.



Jim Dickie
Director of Social Work
(16th November 2004)

For further information on this report please contact Jim Nisbet, Manager, Community Care (Older People) Tel: 01698 332031





To use spare time well



To get help into employment



To meet new people



To help people



To Learn new skills



To increase confidence