



North Lanarkshire

Q1 Performance Report

April 2019 - June 2019



SCOTTISH
FIRE AND RESCUE SERVICE

Working together for a safer Scotland

**Working together
for a safer Scotland**



North Lanarkshire Performance Report

Table of Contents

Local Fire and Rescue Service Plan Priorities	3
North Lanarkshire Activity Summary	4
Domestic Safety - Accidental Dwelling Fires	5
Domestic Safety - Accidental Dwelling Fire Casualties	6
Non-Fire Emergencies	7
Deliberate Fire Setting	8
Non-Domestic Fire Safety	9
Unwanted Fire Alarm Signals	10
Community Engagement	11

Local Fire and Rescue Service Plan Priorities

This report provides an overview of Scottish Fire and Rescue Services (SFRS) performance for reporting period Apr - Jun 19 for the local authority area North Lanarkshire (NL). We are committed to ensure that the resources serving the communities within NL are maximised and focused on the delivery of positive outcomes at every opportunity. This applies to all our activities including operational incidents and community safety engagement.

NL's Local Fire and Rescue Plan sets out how the SFRS will meet the Strategic Aims as defined within the SFRS Strategic Plan 2017 - 2020. This plan is aligned to the Community Planning Partnership (CPP) structures within NL and will complement the local targeted activities focused on by the Community Safety Sub Groups (CSSG) and Local Area Teams (LATs).

The outcomes detailed within this report are based on SFRS identified operational demand within our 7 Localities which require a targeted approach by all relevant partners to deliver a joint solution and reduce the impact of fire in each locality. The current commitment to our stakeholders will continue to improve through the support and drive of all NL partners to provide a better streamlined joint approach to improving outcomes for the people and communities of NL.

	Accidental Dwelling Fires	Accidental Dwelling Fire Casualties	Non-Fire Emergencies	Deliberate Fire Setting	Non-Domestic Fire Safety	Unwanted Fire Alarm Signals
Airdrie Locality	9	1	10	145	3	46
Bellshill Locality	5	0	14	74	5	34
Coatbridge Locality	15	2	8	126	4	53
Cumbernauld and Kilsyth Locality	7	3	9	107	6	68
Motherwell Locality	9	1	4	119	5	44
North Corridor Locality	1	0	2	39	3	7
Wishaw Locality	3	0	5	110	5	19

Total Incidents	49	7	52	720	31	271
Q1 2018/19 Comparison	-36%	-68%	-16%	57%	-23%	-13%
3 Year Average Change	-12%	-9%	-18%	-1%	-7%	-1%

About the statistics within this report

The activity totals and other statistics quoted within this report are published in the interests of transparency and openness. They are provisional in nature and subject to change as a result of ongoing quality assurance and review. Because all statistics quoted are provisional there may be a difference in the period totals quoted in our reports after local publication which result from revisions or additions to the data in our systems. The Scottish Government publishes official statistics each year which allow for comparisons to be made over longer periods of time.

- Activity levels have reduced
- Activity levels have remained level
- Activity levels have increased

North Lanarkshire Activity Summary



839

Fires
Primary &
Secondary



164

Special
Services



634

False
Alarms



1637

Total Number of
Incidents



69

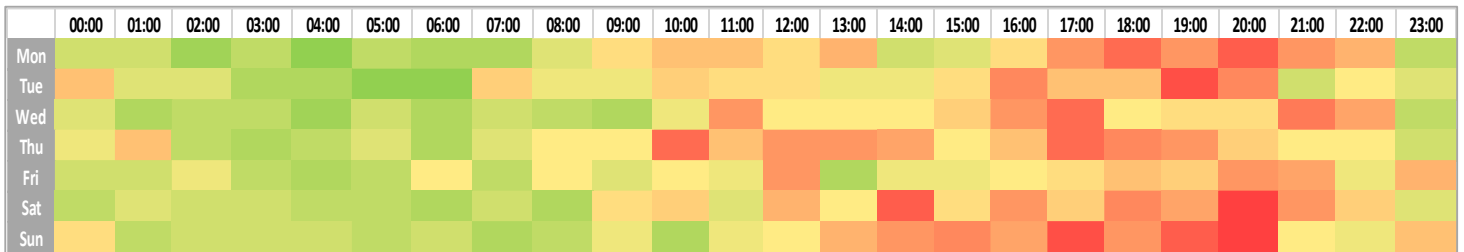
Fire & Non-Fire
Casualties



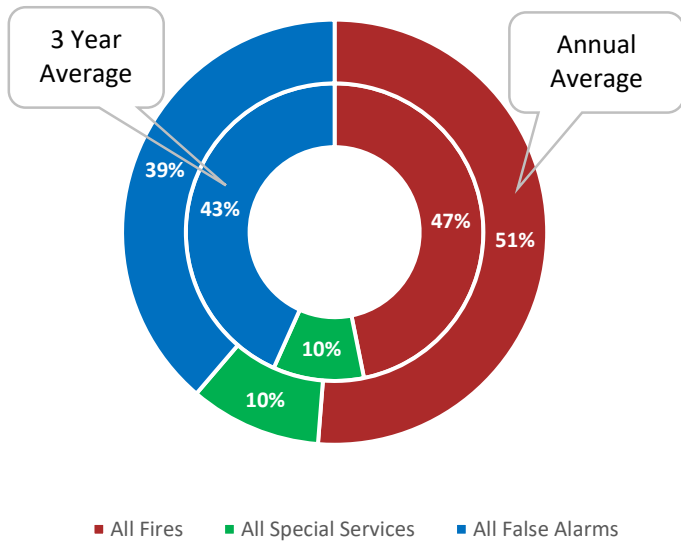
£533,870
economic cost of
UFAS Incidents

*data above is year on year change

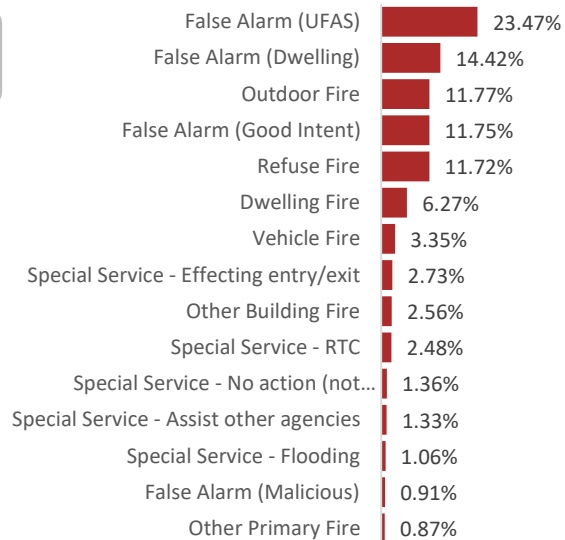
Activity by Time of Day



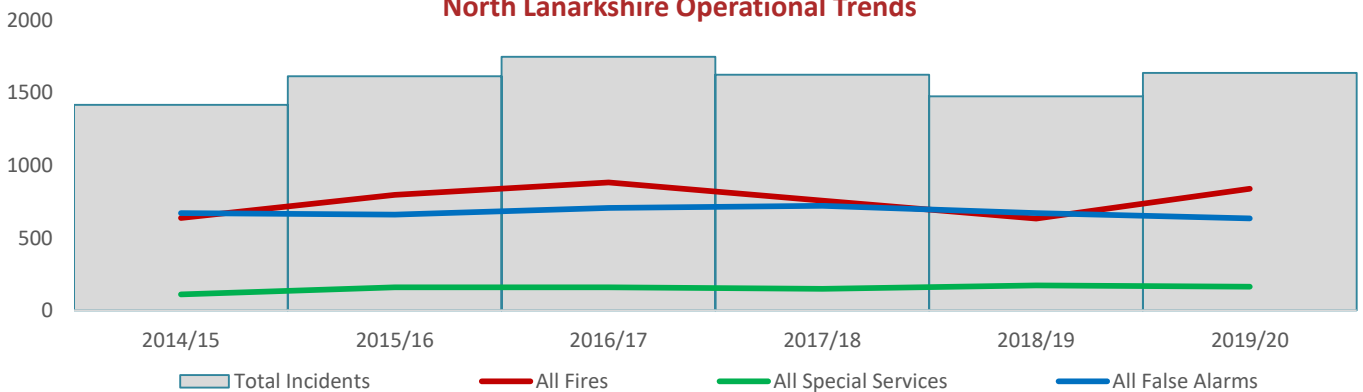
Incidents by Classification



Top 15 Incidents Types by %



North Lanarkshire Operational Trends



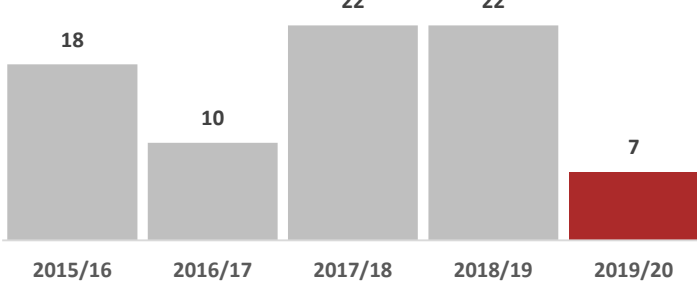
Domestic Safety - Accidental Dwelling Fire Casualties

Performance Summary

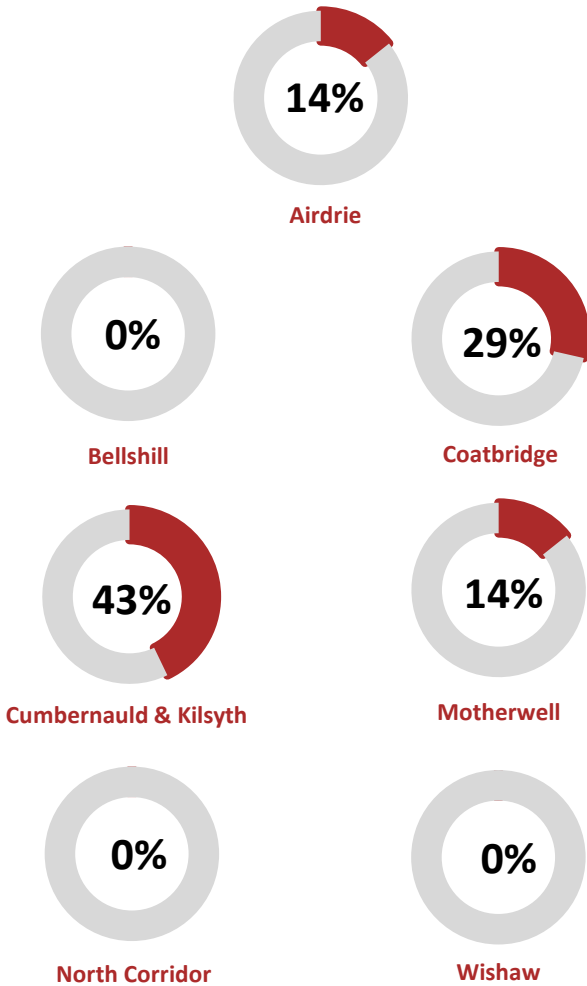


Q1 2018/19: -68%
3 Year Average: -9%

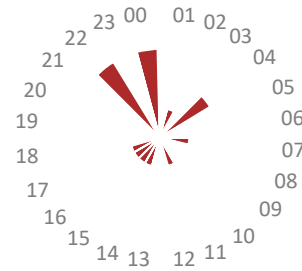
Accidental Dwelling Fires Casualties



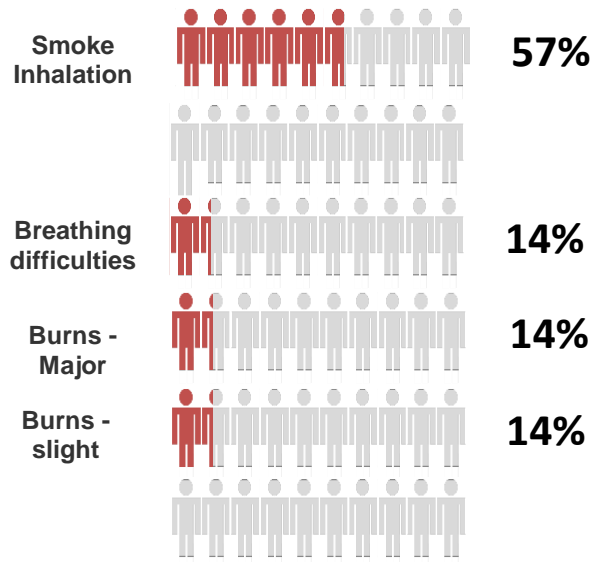
Accidental Dwelling Fire Casualties by Locality (% share)



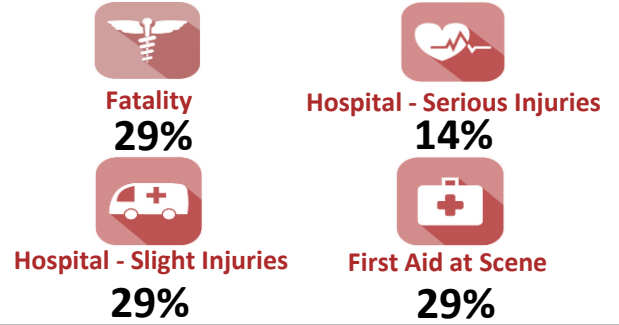
Fire Casualties by Time of Day



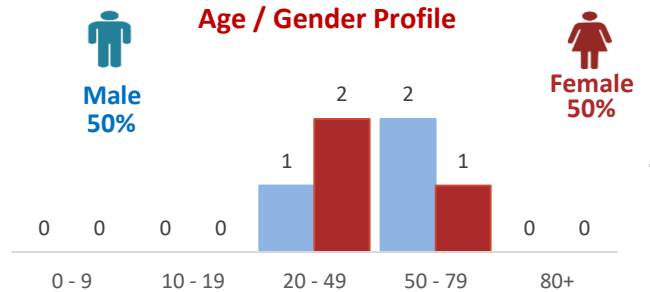
Nature of Injury



Extent of Harm



Age / Gender Profile



In terms of casualties, NL has seen a positive reduction in the over all number of casualties, showing a 9% reduction against the 3 year average and a 68% reductions against Q1 18/19. The majority of casualties had minor injuries.

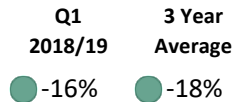
Sadly, NL has seen 2 fatalities within Q1 2019/20. Both these casualties have been lone occupiers within Sheltered Housing Complexes.

As a result, NL have carried out an extensive Sheltered Housing Initiative which targeted the complexes and has seen a very positive return. Full details can be found on Page 11.

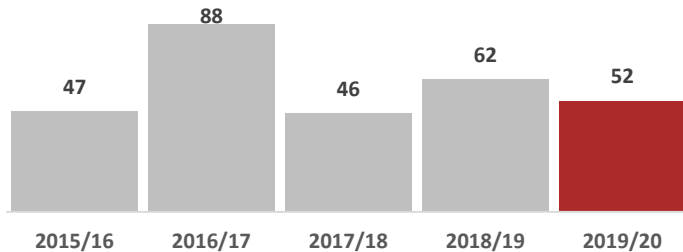
Non-Fire Emergencies



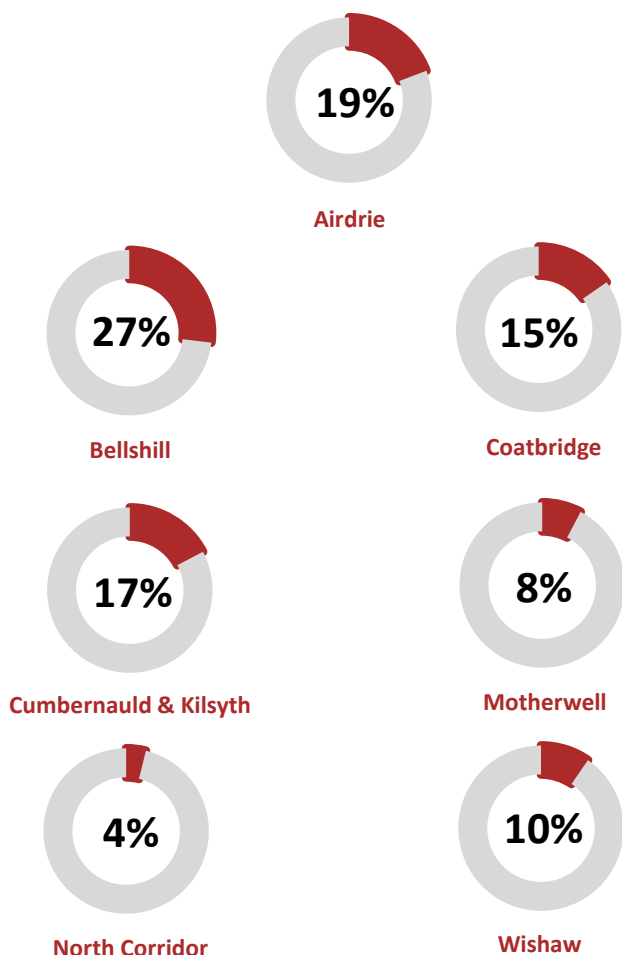
Performance Summary



Non-Fire Casualties

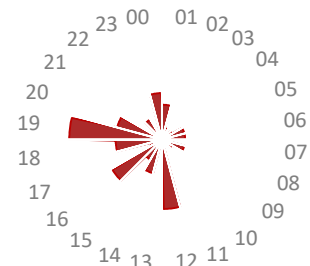


Non-Fire Casualties by Locality (% share)

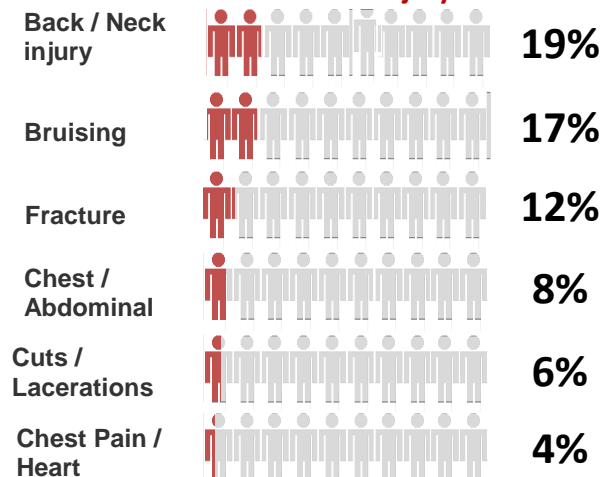


NL has seen a very positive improvement in relation to Non-Fire Emergencies, in fact an 18% reduction has been achieved against the 3 year average. Road Traffic Collisions still take up the majority of incidents (65%). However, a reduction has been achieved due to good partnership working with the Lanarkshire Road Safety Governance Board along with working with Restorative Justice and giving talks at their road safety classes.

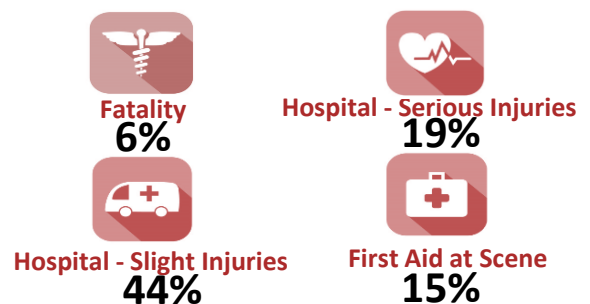
Non-Fire Casualties by Time of Day



Nature of Injury



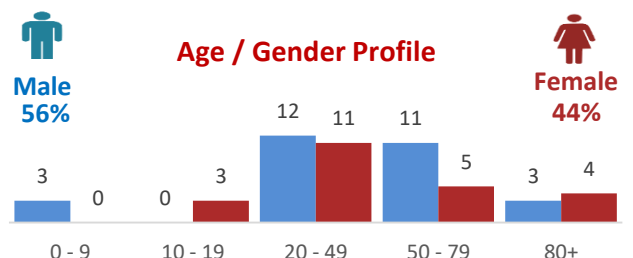
Extent of Harm



Non-Fire Emergency Activity



Age / Gender Profile

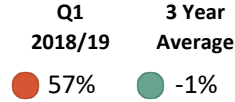


NL has seen 3 fatalities in Q1 19/20, however the majority of casualties sustained minor injuries or only required basic first aid. 20-49 age group remains the largest age group involved for both male & female.

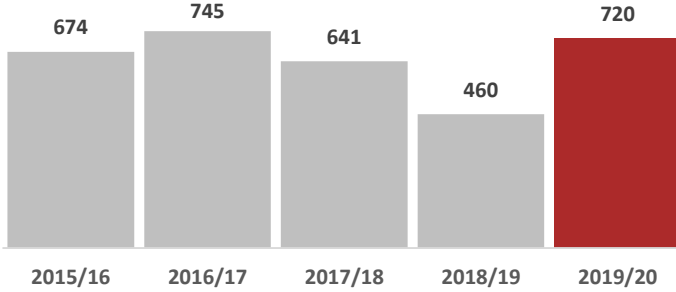
Deliberate Fire Setting



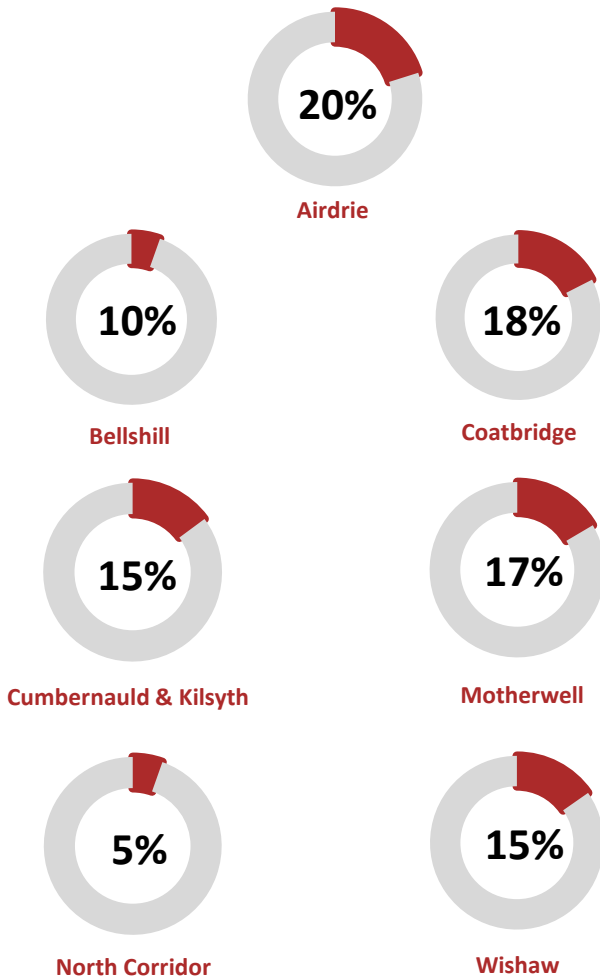
Performance Summary



Deliberate Fires

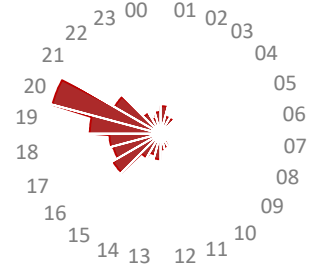


Deliberate Fires by Locality (% share)

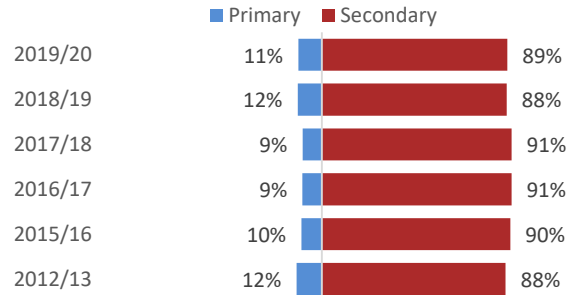


Although NL has seen a 1% reduction in deliberate fires against the 3 year average, there has been a spike of 57% this Q1 against Q1 18/19. An increase of fly tipping and other anti social behaviour related fires has been the contributing factors. NL has been working in partnership with Police Scotland Local Problem Solving Teams to solve various issues throughout NL and NLC to reduce the fires involving fly tipping.

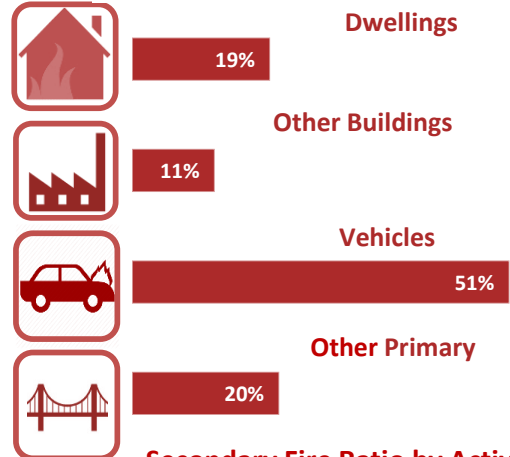
Deliberate Fires by Time of Day



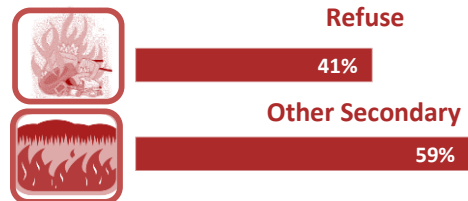
Deliberate Fires by Classification



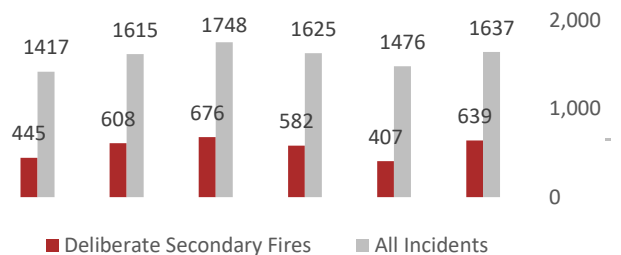
Primary Fire Ratio by Activity Type



Secondary Fire Ratio by Activity Type



Deliberate Fires Compared to Operational Activity



There has been a spike in vehicle fires with NL and a discussion with Police Scotland has taken place with regards to this issue.

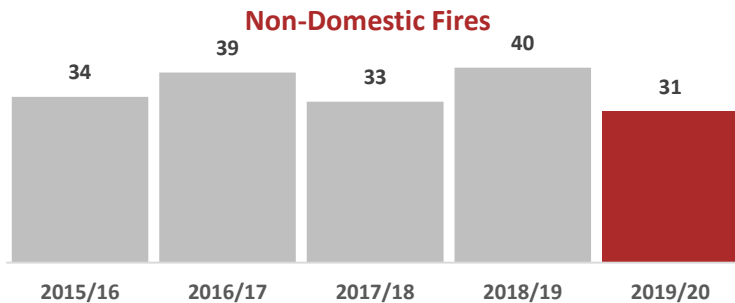
Deliberate fires make up 40% of incidents SFRS NL currently attend.

Non-Domestic Fire Safety

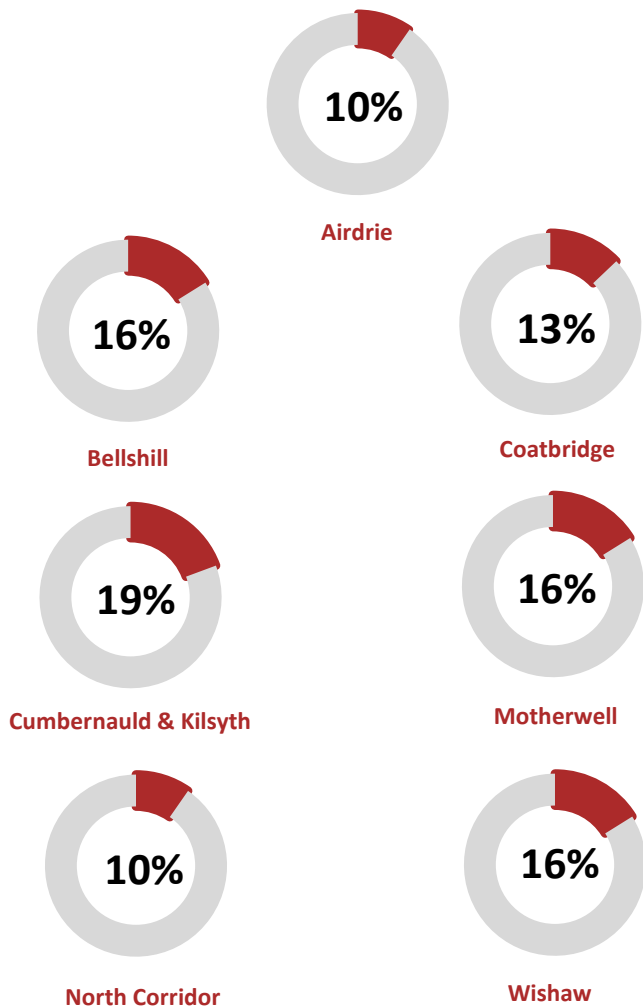


Performance Summary

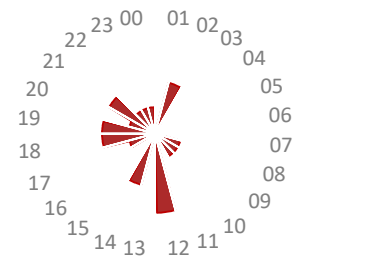
Q1 2018/19: -23%
3 Year Average: -7%



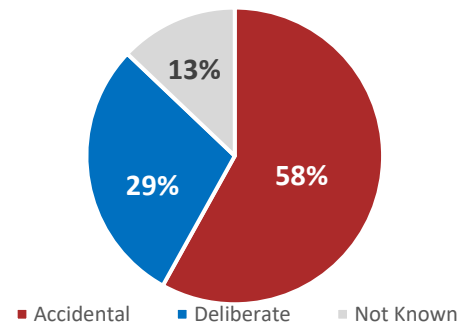
Non-Domestic Fires by Locality (% share)



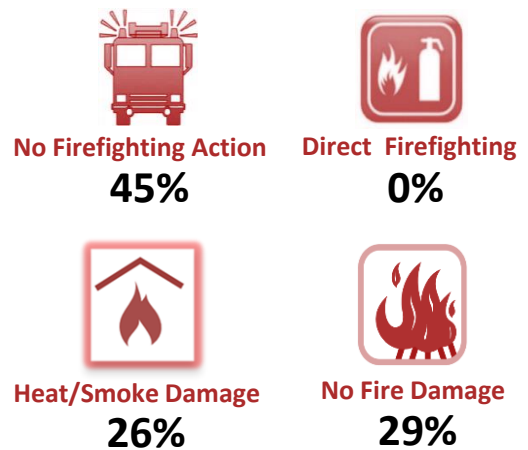
Non-Domestic Fires by Time of Day



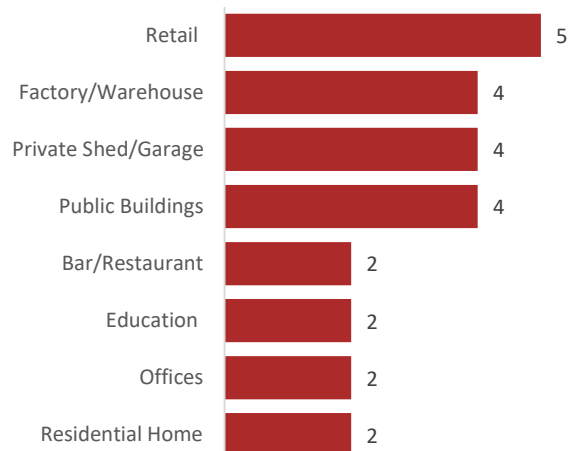
Non-Domestic Fires by Nature of Origin



Severity of Non-Domestic Fires



Non-Domestic Fires by Premises Type

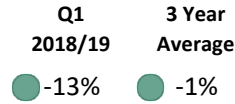


Another positive outcome for NL has seen a 7% drop in Non-Domestic fires against the 3 year average. The incidents have been spread relatively evenly over the area. 58% of the incidents were classed as accidental and 45% of the total incidents required no fire fighting to take place. Retail units has the most incidents within Q1 19/20.

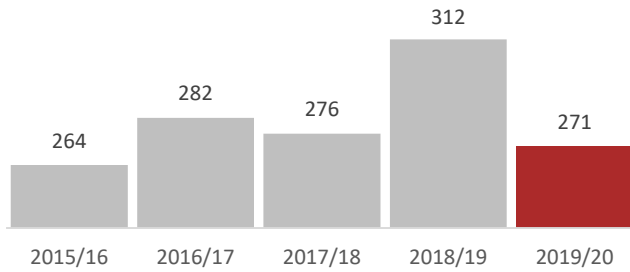
Unwanted Fire Alarm Signals



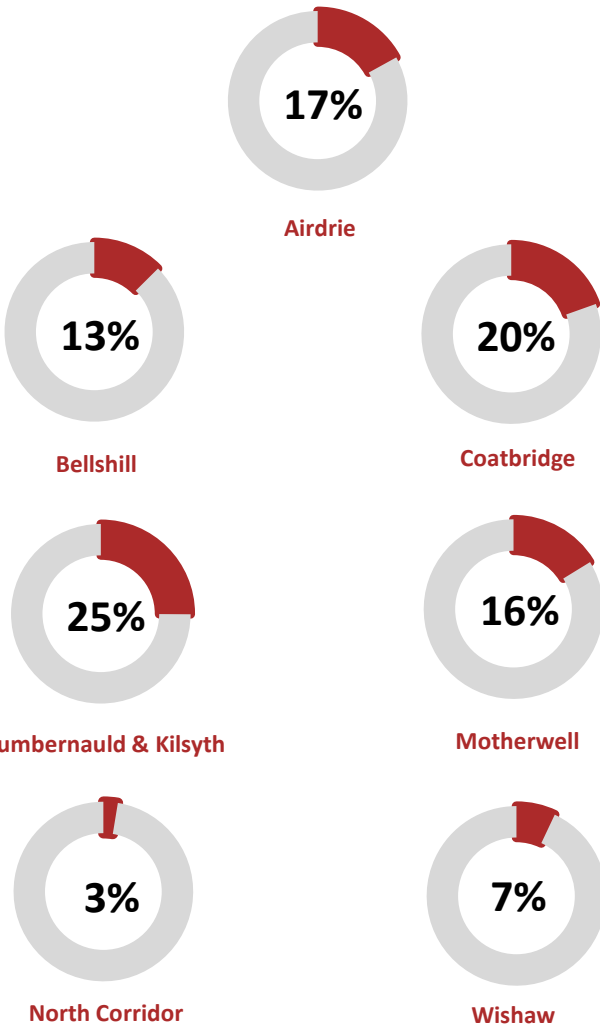
Performance Summary



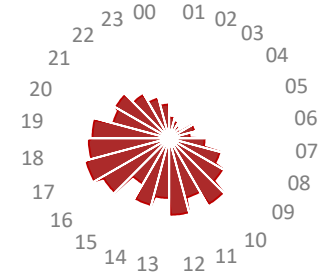
Unwanted Fire Alarm Signals



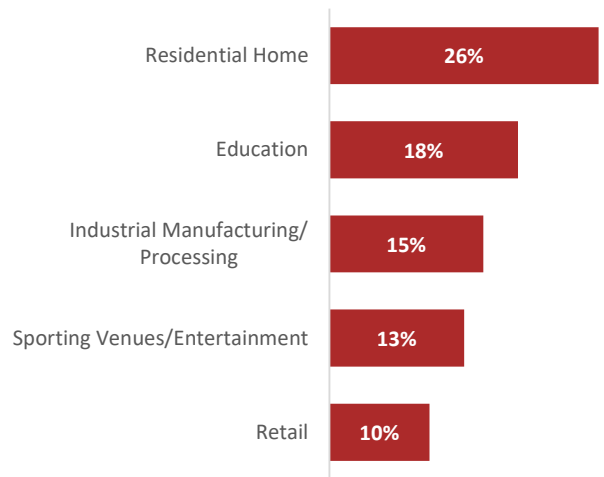
Unwanted Fire Alarm Signals by Locality (% share)



Unwanted Fire Alarm Signals by Time of Day



Unwanted Fire Alarm Signals - Top 5 Premises



Unwanted Fire Alarm Signals Activity Ratios



UFAS Percentage Against all Incidents

17%

UFAS Percentage Against all False Alarms



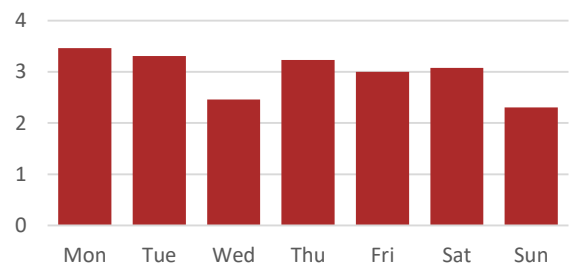
43%

Human Influence and Alarm Activations



41%

Average Unwanted Fire Alarm Signals per Day



NL have been working with various partners and companies in order to reduce the amount of UFAS incidents we attend. Some great work has been achieved in NHS premises, in particular Wishaw & Monklands hospitals. As you can see from the data above, hospitals do not feature in the top 5 premises. The NL Fire Safety Enforcement team are currently working along side the NL schools, in order to reduce the UFAS incidents at these premises, which will help to continue the downward trend.

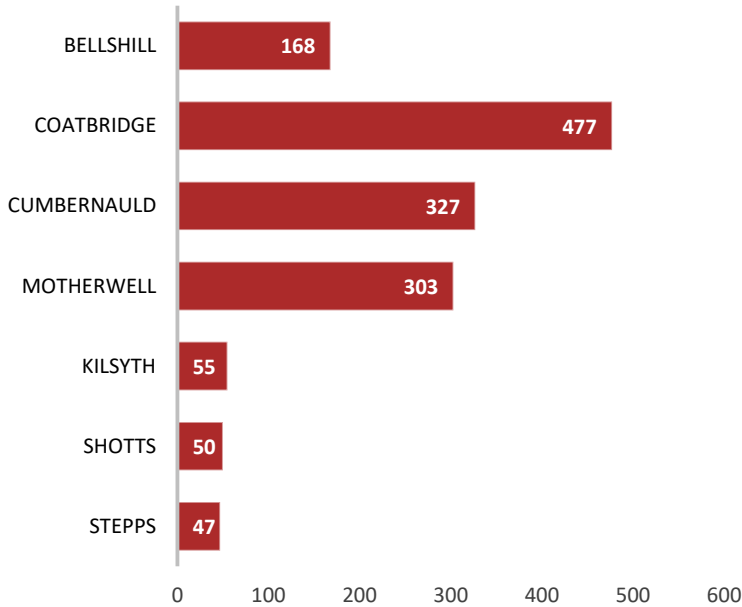
Community Engagement



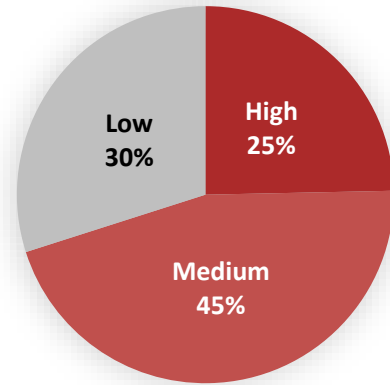
Home Fire Safety Visits

1427

Home Fire Safety Visits Completed by Community Fire Station



Home Fire Safety Visit Risk Ratings



Fire crews in NL have been set targets to achieve with regards to completing Home Fire Safety Visits. There are 4 community fire stations within NL and each station consists of 5 watches. They achieve this by completing the visits at Post Domestic Incident Responses and by generating HFSVs during the activities that they plan. Each watch in NL has been allocated a ward to focus their activities within.



North Lanarkshire Sheltered Housing Initiative

Total Number of Sheltered Housing Complexes	70
Total Number of Residents in Sheltered Housing	2036
Total % of Residents Engaged With	68%
Total Number of HFSVs Generated	692
Total PDIRs	93
Total Fire Safety Talks	8

During Q1 2019/20, there were two fatal fires within NL. Both fires were within domestic dwellings that were part of a Sheltered Housing Complex (Coatbridge & Cumbernauld).

At this point, NL management decided to implement a North Lanarkshire wide, Sheltered Housing Initiative, which meant NL fire crews would target and visit all 70 Sheltered Housing Complexes.

The aim was to engage with as many residents as possible either during an arranged fire safety talk or by offering a HFSV visit at the residents home.

Fire Crews visited the 70 complexes 101 times over a 6 week period, engaging with 1385 residents, completing 692 HFSVs and 8 Fire Safety Talks.



North Lanarkshire Fire Reach 1000th Presentation of Fire Skills Award



Fire Reach within North Lanarkshire has been running for over 14 years and has positively engaged with around 7000 S3 pupils.

This has had a very positive affect on fires related to antisocial behaviour among younger age groups.

Within the last 2 and a half years, Fire Reach has begun to run a Fire Skills Employability Award Scheme, giving successful young people a certificate that is recognised by employers.

All 26 NL High Schools took part and on 14th June 2019 the 1000th Recipient received the award which is an incredible achievement for SFRS NL and partners.